


## AP04, AP04S, AP24 | Solutions for quick changeover



### More efficient format change: Bus-capable position indicators avoid wrong settings and reduce set-up times

Whether spindle positioning, linear slide unit or tool change - with the AP series of absolute position indicators, SIKO offers the solution for guided format change. Wrong settings are avoided by input of setpoint at the device and confirmation of correct actual position setting. Additional optical user guidance further reduces the time needed to prepare a processing machine for the next production order. This results in higher productivity, which ultimately pays off in solid cash benefits.



### User guidance

The two-colour LED (red/green) enables the positioning status to be seen at a glance. Direction arrows in the LC display also allow display of loop positioning, thus eliminating spindle backlash. The positioning sequence is shown via a blinking LED. This guides the machine operator unerringly to the correct format

setting, even with overlapping adjustment axes.

### Benefits



- Greater efficiency of the production machine
- For new machines and retrofitting
- Simple installation and integration
- Magnetic absolute position encoder
- Mounting dimensions compatible with position indicators DA04 and DA09S

## Effortless integration

The position indicators have an RS485 or CANopen interface for direct integration in the machine controller. Integration in many standardized fieldbus and ethernet environments is realized via gateway solutions. Up to 31 devices are integrated via such an interface, reducing the costs of each adjustment axis to a minimum.

## Retrofitting

Apart from equipping new machines, the AP04 series is also ideally suited to retrofitting production machines. As the AP04 is identical to mechanical position indicators in its mounting dimensions, fitting the device does not require any changes to the machine itself. The streamlined contours of the magnetic band and magnetic sensor of the AP04S also allow problem-free integration in existing slide-units. With retrofitting, in particular, the MX04 controller facilitates integration because there is no need for connection to an existing machine controller. Control of format change is autonomous.

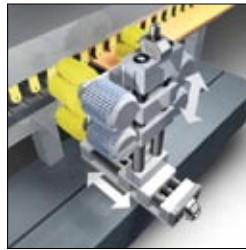


## Application example

Automated handwork: Bus-capable AP04 position indicators in application on a spindle positioning. Thanks to their compact design, the devices are ideally integrated in the machine frame. Readable from a distance, the integrated bicolour LED signalizes the positioning status.

### Profile AP04

- For spindle positioning
- Hollow shaft max.  $\varnothing$  20 mm
- Mounting dimensions compatible with DA04 and DA09S
- Integrated bus interface (RS485, CANopen as an option)
- Two-line LC display for setpoint and actual value
- User guidance via bicolour LED
- Magnetic absolute position encoder
- M8 plug-in connection
- Optional: IP65 version
- Dimensions 35x52x35 mm (WxHxD)



---

### Profile AP04S

- For slide positioning and direct linear measurement
- Corresponding magnetic sensor MS500H, pluggable
- Corresponding magnetic band MB500
- Integrated bus interface (RS485, CANopen as an option)
- Two-line LC display for setpoint and actual value
- User guidance via bicolour LED
- M8 plug-in connection
- Optional: IP65 version
- Dimensions 37x54x42 mm (WxHxD)



### Profile AP24

- For tool change and setpoint setting
- Remote display without actual-value measurement
- Button for acknowledging
- Integrated bus interface (RS485)
- Two-line LC display
- User guidance via bicolour LED
- M8 plug-in connector
- Dimensions 35x52x31 mm (WxHxD)



---

### Profile MX04

- Controller for AP04, AP04S, AP24
- Control of up to bis 31 devices
- Single-axis and set positioning
- Set programming via teachIn
- Up to 100 setpoint sets
- Switching inputs and outputs
- RS485 service interface
- Dimensions 96x96x46 mm (WxHxD)



## Compatible mounting dimensions

With its hollow-shaft design, mounting of the AP04 is child's play: Slide onto the machine spindle - fix with a grub screw - finished! The fact that SIKO position Indicators DA09S, AP04 are identical with each other and with the new compact actuator AG05 in their mounting dimensions offers mechanical engineers and users a high level of flexibility. Option packages with various degrees of automation can be realized without making any mechanical changes to the machine itself. Retrofitting of existing machines also presents no problems.

### The new AG05 actuator

Mounting dimensions compatible with position indicator DA09S and the electronic AP04.




AG05



AP04



DA09S





**We are always there for you.**

**Whether locally ...**

Are you looking for an agency near you? Our website will help you. At [www.siko.de/contact/germany](http://www.siko.de/contact/germany) you will find current contact data of a local German SIKO agency via your postal code. Or just call us and we will give you the contact data you need.

**... or internationally.**

Subsidiaries and agents all over the world represent SIKO. At [www.siko.de/contact/international](http://www.siko.de/contact/international) you will also find a SIKO partner in your area.



**SIKO GmbH**  
Weihermattenweg 2  
D-79256 Buchenbach

**Telephone**  
+49 7661 394-0

**Telefax**  
+49 7661 394-388

**E-Mail**  
[info@siko.de](mailto:info@siko.de)

**Internet**  
[www.siko.de](http://www.siko.de)